

Release  
Date

Apr. 28, 2023 (Fri), 15:00

Publication  
Date

(Online) Apr. 30, 2023 (Sun), 09:00

(Paper) May 1, 2023 (Mon)

## Higher Education Institutions Data Disclosure as of April 2023

- The percentage of small-sized courses, defined as those with 20 or fewer students, in 4-year universities and colleges of education (a total of 193 institutions), decreased by 0.2 percentage points from the previous year, reaching 38.6%.
- The average per capita tuition for 4-year general universities and colleges of education increased by 0.5% from the previous year, amounting to KRW 6,795.2K, with an increase of KRW 31.8K.

- On May 1, the Ministry of Education (Deputy Prime Minister and Minister of Education Lee Ju-Ho) and the Korea Council for University Education (Chairman Jang Jae-guk) released the up-to-date data on higher education institutions, reflecting information as of April 2023.
- A total of 411 higher education institutions have disclosed their information, which includes the percentage of full-time faculty teaching load, the number of courses based on student size, tuition status, and student performance evaluation results. Analytical results have been released for 193 four-year general universities and colleges of education, along with 132 junior colleges.

### Higher Education Data Disclosure: An Overview

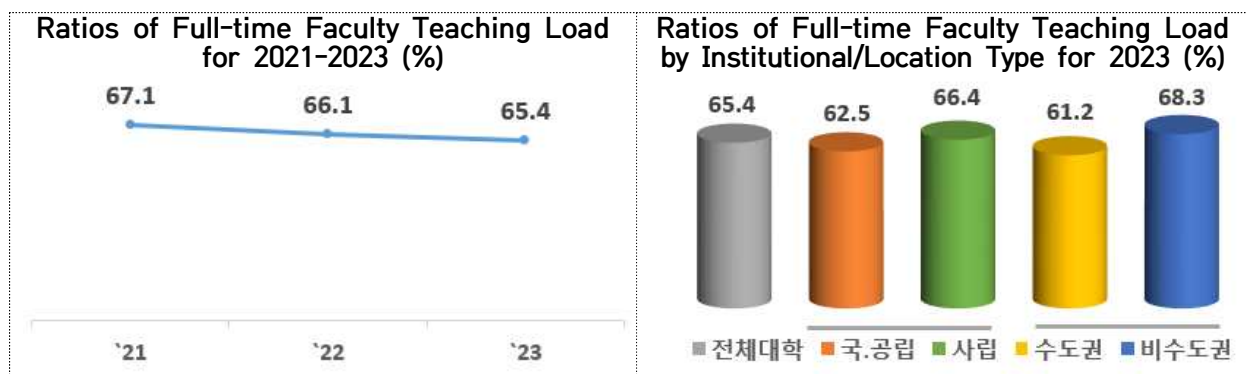
- . **Institutions:** A total of 411 higher education institutions (i.e. 223 universities, 144 colleges, and 44 graduate schools)
  - \* Two fewer institutions year-on-year (Hankyong Uni. and Korea National Uni. of Welfare are consolidated; Kyeyak Graduate School of Theology has been closed)
- . **Criteria:** 14 criteria with 104 sub-criteria, including institution, student, faculty, finance, etc.
- . **Disclosure dates:** Regular (April, June, August, and October) and occasional up-to-date disclosure by criterion
- . **Disclosure agency:** Korean Council for University Education

- The key findings by category for 193 four-year general higher education

institutions and colleges of education, as of April 2023, are as follows:

## 1 Faculty teaching load ratio

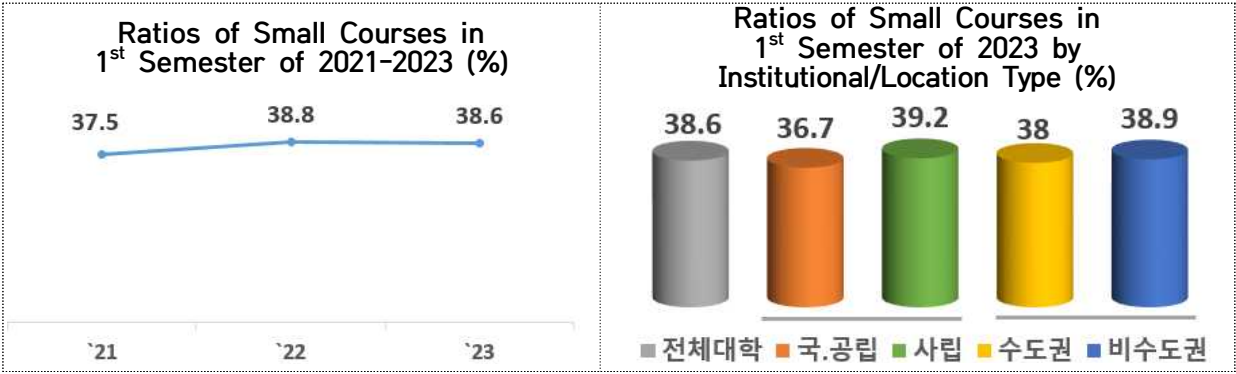
- In the first semester of 2023, the percentage of full-time faculty teaching load decreased by 0.7 percentage points compared to the first semester of 2022 (66.1% to 65.4%). Similarly, the percentage of adjunct faculty teaching load decreased by 1.1 percentage points from the first semester of 2022 (21.4% to 20.3%).
- By institutional type, private higher education institutions exhibit a higher likelihood of having full-time faculty teaching, with 66.4% compared to public/national higher education institutions at 62.5%, reflecting a difference of 3.9 percentage points.
- By location, non-metropolitan colleges and universities assign 68.3% of full-time faculty to teaching responsibilities, which is 7.1 percentage points higher than metropolitan colleges and universities (61.2%).



## 2 Number of courses by student size

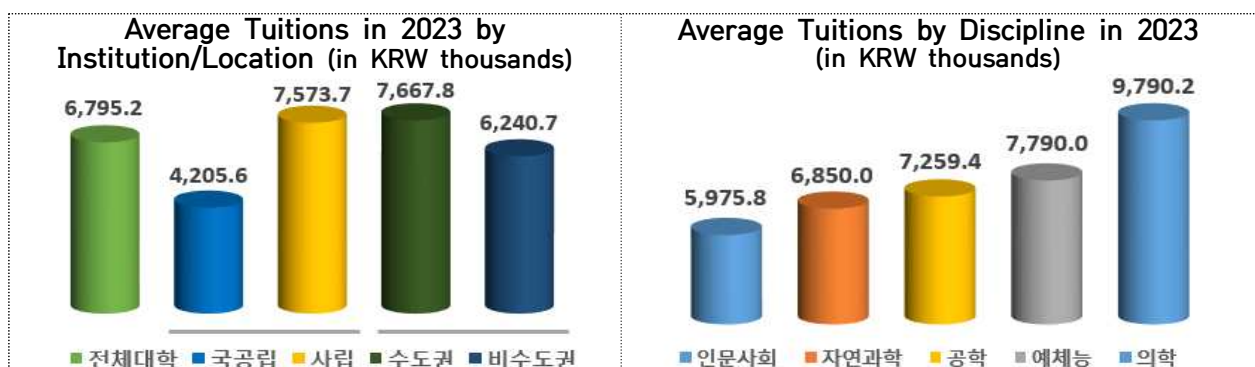
- In the first semester of 2023, the percentage of courses with 20 or fewer students was 38.6%, showing a slight decrease of 0.2 percentage points compared to the first semester of 2022 (38.8%).
- By institutional type, private colleges and universities had a higher

proportion of small courses, accounting for 39.2%, which is 2.5% percentage points higher than public/national colleges and universities at 36.7%. Similarly, by location, non-metropolitan colleges and universities had a slightly higher percentage of small courses with 38.9% compared to metropolitan colleges and universities at 38.0%, indicating a difference of 0.9% percentage points.



### 3 Tuition

- For the 2023 academic year, a significant majority of the colleges analyzed (91.2%) have either frozen (176) or reduced (4) their tuition fees.
- The average annual tuition cost per student for the same year was KRW 6,795.2K, showing a slight increase of KRW 31.8K compared to the previous year's tuition of KRW 6,763.4K. This increase can be attributable to the inclusion of admission fees in the tuition fee, as the admission fee has been completely eliminated starting this year.
- When considering different factors, such as institutional type, private institutions had an average tuition cost of KRW 7,573.7K, while public/national institutions had an average of KRW 4,205.6K. In terms of location, metropolitan areas had a higher average tuition of KRW 7,667.8K, while non-metropolitan areas had a slightly lower average of KRW 6,240.7K.
- Furthermore, when categorizing by discipline, the average tuition cost varied. The highest average tuition was observed in the field of medicine, with a cost of KRW 9,790.2K. Arts and sports followed with an average tuition of KRW 7,790.0K, followed by engineering at KRW 7,259.4K, natural sciences (KRW 6,850.0K), and humanities and social sciences (KRW 5,975.8K).



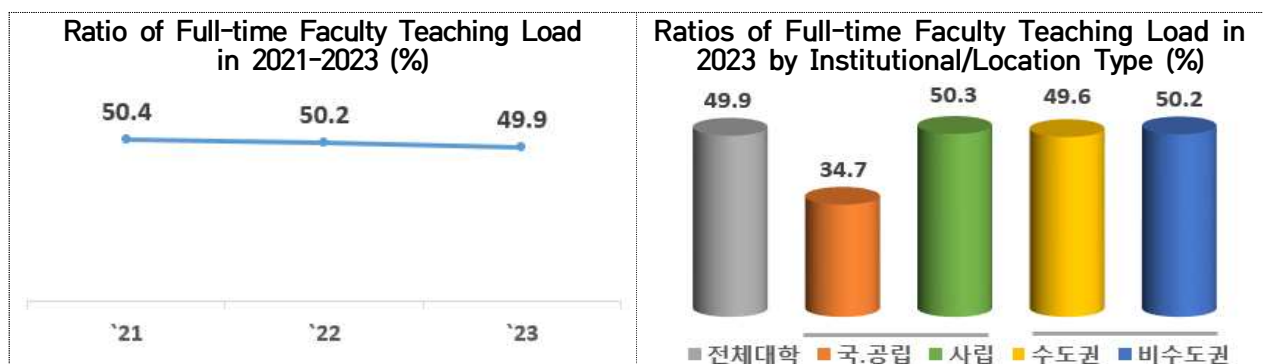
#### 4 Student performance assessment results

- In 2022, the percentage of enrolled students who earned a grade of B or better in each course was 77.0%, representing a 6.4 percentage point decrease compared to 2021 (83.4%).
- The percentage of graduates (August 2022 and February 2023) who earned a scaled score of 80 or higher was 94.4%, reflecting a 0.8 percentage point increase from the previous year (93.6%).

□ The April 2023 disclosure of information on 132 junior colleges revealed the following key findings.

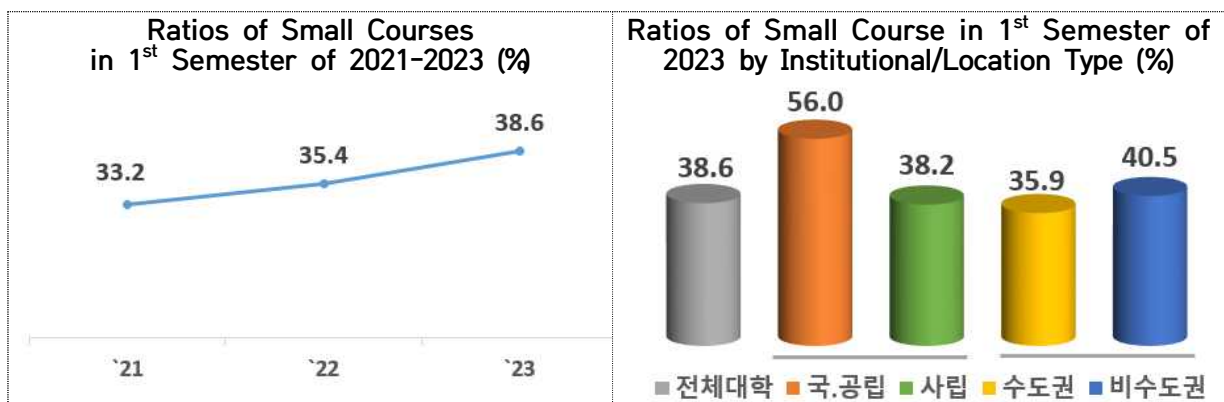
##### 1 Faculty teaching load ratio

- The percentage of full-time faculty teaching in the first semester of 2023 was 49.9%, marking a slight decrease of 0.3 percentage points compared to the first semester of 2022 (50.2%).
- By institutional type, private colleges had a higher likelihood of having full-time faculty teaching at 50.3%, which was 15.6 percentage points higher than public colleges (34.7%).
- By location, non-metropolitan colleges had a slightly higher full-time faculty teaching at 50.2%, surpassing metropolitan colleges by 0.6 percentage points (49.6%).



## ② Number of courses by student size

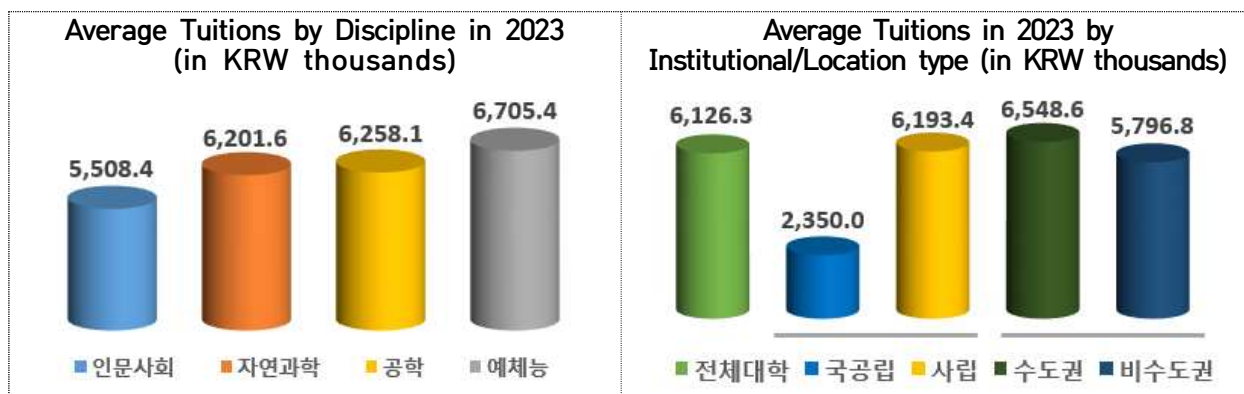
- In the first semester of 2023, the percentage of small-sized courses with 20 or fewer students increased by 3.2 percentage points, reaching 38.6%, compared to the first semester of 2022 (35.4%).
- By institutional type, public colleges had a higher proportion of small-sized courses at 56.0%, surpassing private colleges by 17.8 percentage points (38.2%). Similarly, in terms of location, non-metropolitan colleges had 40.5% of small courses, showing a 4.6 percentage point increase compared to metropolitan colleges (35.9%).



## ③ Tuition

- In the academic year of 2023, 114 of the 132 institutions examined (86.4%) have either frozen (108) or reduced (6) tuition.
- On 2023, the average annual tuition cost per student was KRW 6,126.3K, reflecting a modest increase of KRW 124.5K compared to the previous year's tuition of KRW 6,001.8K.
- The average tuition by discipline is as follows: arts and sports (KRW 6,705.4K), engineering (KRW 6,258.1K), natural sciences (KRW 6,201.6K), and humanities and social sciences (KRW 5,508.4K).
- By institutional type, private institutions had an average tuition of KRW

6,193.4K, while public institutions had an average tuition of KRW 2,350.0K. In terms of location, By location, metropolitan areas had an average tuition of KRW 6,548.6K, while non-metropolitan areas had an average tuition of KRW 5,796.8K.



#### 4 Student performance assessment results

- In 2022, the percentage of enrolled students who earned a grade B or better in each course was 77.6%, a slight decline of 1.3 percentage points from 2021 (78.9%).
- The percentage of graduates (graduated in Aug. 2022, Feb. 2023) who achieved a scaled score of 80 or higher remained consistent at 86.8%, mirroring the rate from the previous year (86.8%).

- Detailed disclosure by college will be available on the website (<https://www.academyinfo.go.kr>) at 9 am on Sunday, April 30<sup>th</sup>.

Contact Point <General Management>	Digital Transformation of Education Bureau Education Data Division	Director	Lee Jieun	(044-203-6615)
		Deputy Director	Kim Jina	(044-203-6616)
Contact Point <Lectures programs academic grades, etc.>	Higher Education Regulation Innovation Bureau	Director	Kim Hongsun	(044-203-6930)
	Higher Educational Institution Operation Support Division	Deputy Director	Park Sumin	(044-203-6938)
		Deputy Director	Seo Hyojeong	(044-203-6933)
Contact Point <Tuition>	Regional Human Capital Policy Bureau Youth Scholarship Support Division	Director	Ahn Sanghun	(044-203-6267)
		Deputy Director	Choi Yunjeong	(044-203-6270)
Contact Point <Junior Colleges>	Lifelong and Vocational Education Policy Bureau	Director	Kim Seonggeun	(044-203-6415)
	Higher and Vocational Education Policy Division	Deputy Director	Yoo Hyeonjin	(044-203-6416)
Contact Point <General Management>	Korean Council for University Education Academic Information Center	Center Head	Lee Seonae	(02-6919-3881)
		Researcher	Park Giil	(02-6919-3883)