



Press Release Reference

다시 도약하는 대한민국
함께 잘사는 국민의 나라

Release Date	8:30, Tuesday, March 7, 2023		
Contact Point	Digital Transformation of Education Bureau Education Data Division	Director	Lee Ji-eun (044-203-6615)
		Deputy Director	Lee Il-Gyung (044-203-6632)

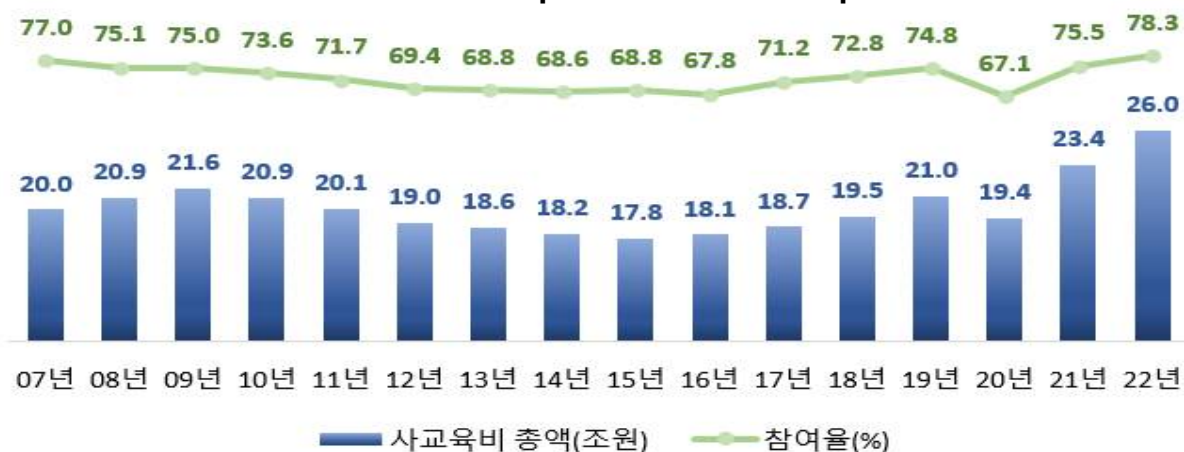
2022 Private Education Expenditure Survey: Key Results

- Increased private education expenditure for elementary school students
- Higher demand in online learning and digital education
- Student attendance in after-school program in gradual recovery
- Total private education expenditure increased by 10.8% on-year

□ (Private Education Expenditure) The total private education expenditures stood at 26 trillion won in 2022, increased by 10.8% from 2021

(Participation Rate) The private education participation rate stood at 78.3% in 2022, increased by 2.8% from 2021

【Total Private Education Expenditures & Participation Rate】



□ (By School-level) Elementary school students' total private education expense increased the most from 2021 to 2022, while the total

private education expense also went up for middle and high schools students.

(By Subject) The private education expenditure across all general subjects, as well as art, music, and sports grew on-year.

- **(Other Attributes)** Among the types of private education for general subjects, the average private education expense per month via internet and mobile was higher than that of private tutoring institutions, and student attendance level has continued to be on the rise since Covid-19 pandemic.

※ School-level and subject analysis based on the average monthly private education expense per student.

⇒ A plan on alleviating private education expenditure will be devised and announced in the first half of this year

Private Education Expenditure Survey

- **(Regulations)** Article 17 of the *Statistics Act* & Article 22 of the *Enforcement Decree of the Statistics Act*
- **(History)** Joint survey by Statistics Korea-MOE since 2007
- **(Who)** About 74,000 students from 3,000 elementary, middle, and high schools nationwide
- **(When)** Conducted annually from March-May and July-September
- **(How)** Paper and online survey (including mobile)
- **(What)** Questionnaires on private education expenditure (i.e., expenses by subject, one-on-one/group tutoring, private tutoring institutions, internet etc.) and other expenses in education (after-school programs, EBS materials, study abroad spending, etc.)

Increase in total private education expenditure and student participation rate

- The total private education expenditures in 2022 amounted to 26 trillion won, increased by 10.8% on-year, and student attendance rate grew by 2.8%.
 - The average monthly private education expense for all surveyed students increased by 11.8% from 367,000 won in 2021 to 410,000

won in 2022; for students in private education alone, the expense grew by 7.9% from 485,000 won in 2021 to 524,000 won in 2022.

- By school-level, private education spending stood at 11.9 trillion won for elementary students, 7.1 trillion won for middle school students, and 7 trillion won for high school students; the private education expense rose by 13.1%, 11.6%, and 6.5% respectively on-year.
- Elementary students, out of all school-levels, showed the highest attendance in private education at 85.2%, went up by 3.2% from last year, followed by middle school students at 76.2% (3%↑ from last year), and high school students at 66% (1.4%↑ from last year).

【 Key Results from the Private Education Expenditure Survey 】

Category / Year		'18	'19	'20	'21	'22	Increase in %	
							'22-'21	'21-'20
Total Expenditure (in trillion won)		19.5	21.0	19.4	23.4	26.0	10.8%	21.0%
Elementary School		8.6	9.6	7.6	10.5	11.9	13.1%	38.3%
Middle School		5.0	5.3	5.4	6.3	7.1	11.6%	17.7%
High School		5.9	6.2	6.3	6.5	7.0	6.5%	3.0%
Participation rate (%)		72.8	74.8	67.1	75.5	78.3	2.8%p	8.4%p
Elementary School		82.5	83.5	69.7	82.0	85.2	3.2%p	12.3%p
Middle School		69.6	71.4	67.3	73.1	76.2	3.0%p	5.8%p
High School		58.5	61.0	61.6	64.6	66.0	1.4%p	3.0%p
Average Monthly Expenditure Per Student (in 10,000 won)	All Students	29.1	32.1	30.2	36.7	41.0	11.8%	21.5%
	Participating Students	39.9	42.9	45.0	48.5	52.4	7.9%	8.0%

【 Total Private Education Expenditure by School-level 】

(in trillion won)



□ By subjects, the average monthly private education spending per student in general subjects was 310,000 won, increased by 10.2% on-year, and 98,000 won in arts, music, and sports, increased by 17.8% on-year.

○ In particular, out of all general subjects, the expenses increased the most in the following subjects; 34,000 won for Korean language (13.0%↑) > 123,000 won for English (10.2%↑) > 116,000 won for Mathematics (9.7%↑) > 18,000 won for social studies and science (9.5%↑).

【 Average Monthly Private Education Expense by Subject and Grade per Student 】

(in 10,000 won)

Category / Year	2021				2022				Increase in %			
	All	1-6	7-8	9-12	All	1-6	7-8	9-12	All	1-6	7-8	9-12
General Subjects & Writing	28.1	20.9	35.0	35.7	31.0	23.4	38.3	39.0	10.2	12.1	9.4	9.3
Language	3.0	2.0	2.5	5.7	3.4	2.2	2.9	6.5	13.0	11.1	15.6	14.6
English	11.2	9.6	13.9	11.5	12.3	10.8	15.3	12.4	10.2	12.3	9.7	7.1
Math	10.5	6.2	14.9	14.9	11.6	7.1	16.3	16.0	9.7	13.5	9.7	7.3
Social Studies & Science	1.6	0.9	2.1	2.7	1.8	0.9	2.2	3.2	9.5	3.2	4.6	19.2
Arts, music, sports, etc.	8.3	11.9	4.1	5.4	9.8	13.8	5.4	6.1	17.8	15.8	31.9	14.0

Highest Increase in Elementary Students' Private Education Expenditure

- Private education expenditure went up across all school-levels, and among them, elementary school students showed the highest increase.
 - The average monthly spending on private education for elementary students was 372,000 won, increased by 44,000 won (13.4%↑) compared to that of last year, 234,000 won (12.1%↑) in general subjects, and 138,000 won (15.8%↑) in arts, music, sports, and etc.

Greater Spending on Private Education via Internet and Mobile

- Among private education types (i.e., one-on-one tutoring, group tutoring, private tutoring institutions, in-person home visits, online, etc.) for general subjects, the monthly spending on private education for group tutoring and in-person home visits decreased by 1.7% and 0.5% respectively.
 - On the other hand, the average monthly spending on online and mobile increased by 15,000 won per student since last year (17.7%↑), showing a higher increase than on-site classes (13.3%↑) and private tutoring (2.5%↑).

Private Education Expenditure by Income Groups and Provinces

- Results showed that households with higher monthly income spent more on private education. In 2022, households whose monthly income topped 8 million won spent average 648,000 won per month on private education for one child, 3.7 times more than that of households with monthly income less than 3 million won at 178,000 won per child.

- By provinces, Seoul, with the highest average monthly spending on private education per child at 596,000 won, spent 2.3 times more than that of Jeon-nam, with the lowest average monthly spending at 261,000 won, which showed about the same level of expenditure gap compared to that of last year.
- By areas, the expenditure gap on private education between Metropolitan areas (Seoul and metropolitan cities) at 475,000 won and other areas (small and medium cities, rural areas) at 369,000 won, showed about 1.3 times difference, about the same level to that of last year.
- The yearly average spending on private education per child showed a greater increase in small and medium-cities (329,000 won → 369,000 won, 12.3%↑) and rural areas (247,000 won → 282,000 won, 14.6%↑) compared metropolitan areas (426,000 won → 475,000 won, 11.5%↑).

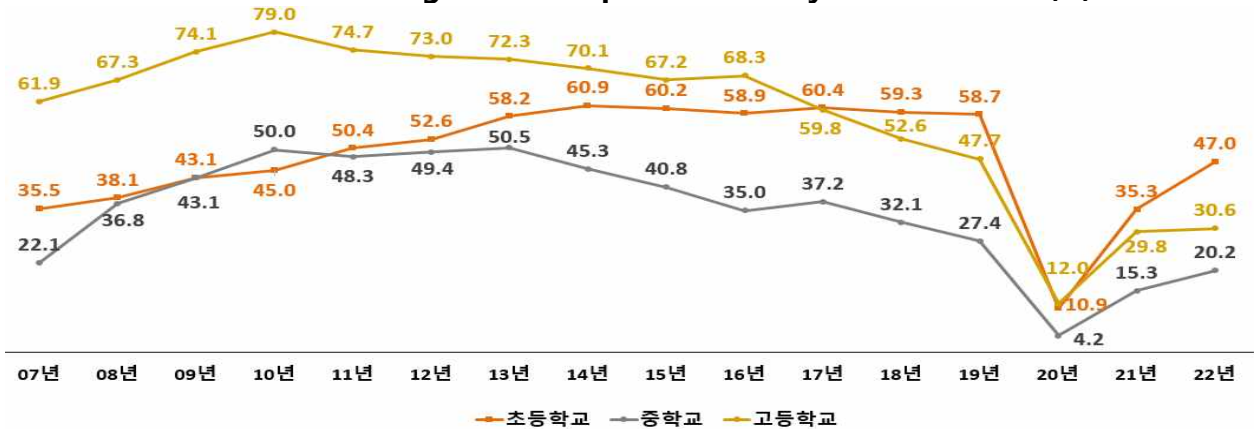
After-school Program Attendance on the Rise

- The total expenditure and participation rate on after-school programs plunged since 2020 due to Covid-19 pandemic, but 2022 results showed its gradual recovery.
- In particular, the after-school program attendance increased from 9.5% in 2020 to 28.9% in 2021 to 36.2% in 2022, showing an increase at all school-levels.

【 After-school Program Expenditure and Participation Rate 】



【 After-school Program Participation Rate by School-levels (%) 】



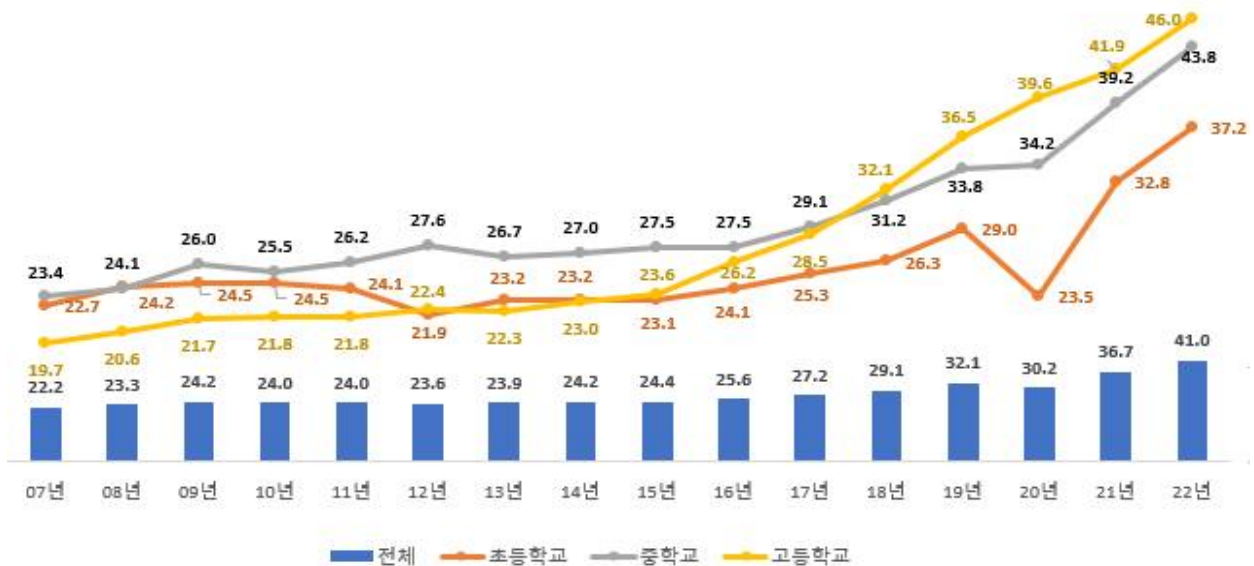
⇒ The Ministry of Education will thoroughly examine the private education expenditure survey results, coordinate with local offices of education, and announce a plan on alleviating private education expenditures in the first half of 2023.

Private Education Expenditure Survey Results ('07~'22)

【 Private Education Participation Rate by School-levels (%) 】



【 Average Monthly Private Education Expenditure per Student (in 10,000 won) 】



【 Average Monthly Private Education Expenditure by Subjects (in 10,000 won) 】

