

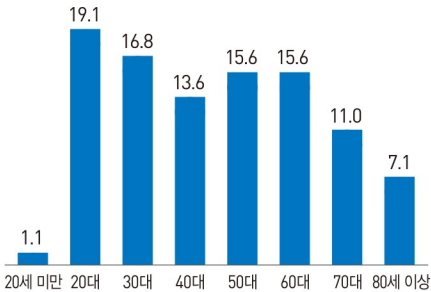
# 2021 통계로 보는 1인가구



## 인구·가구

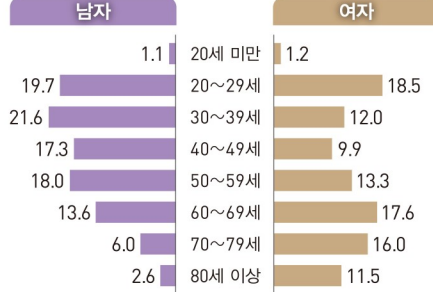
1인가구 연령대별 비중(2020)

(단위 : %)




1인가구 성·연령대별 비중(2020)

(단위 : %)



지역별 1인가구 연령대 비중(2020)

(단위 : %)



\*상위 5개 지역

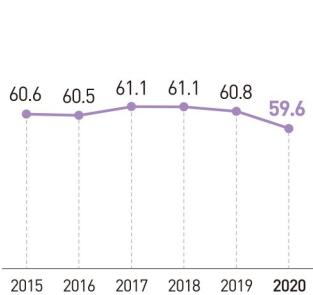


## 고용

1인가구 취업자 비중

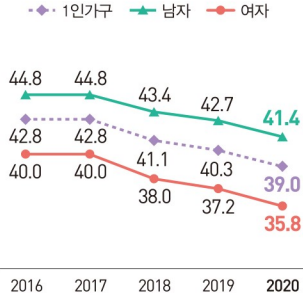
\*각년도 10월 기준

(단위 : %)



1인가구 주당 평균 취업시간

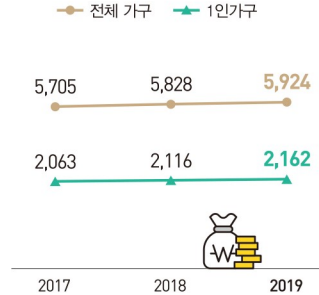
(단위 : 시간)



## 소득·소비·자산

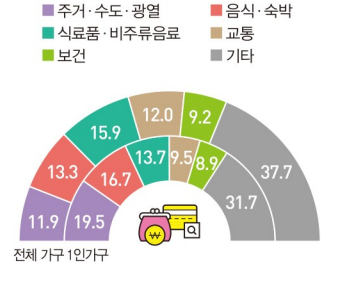
가구 소득

(단위 : 만원)



월평균 주요 소비지출(2020)

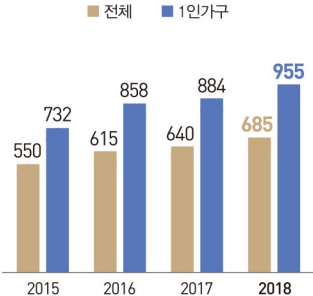
(단위 : %)



## 건강

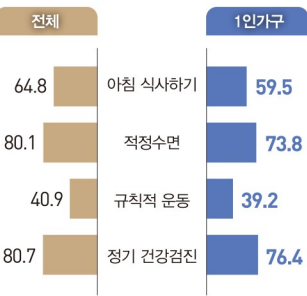
연간 의료비

(단위 : 천원)



건강관리 실천율(2020)

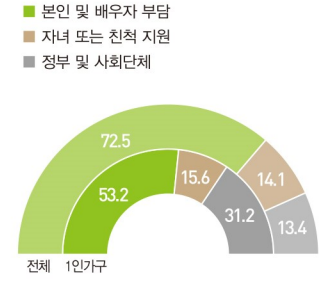
(단위 : %)



## 복지

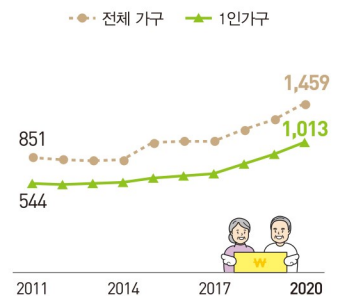
노후생활비 마련 방법(2021)

(단위 : %)



국민기초생활보장 수급 가구

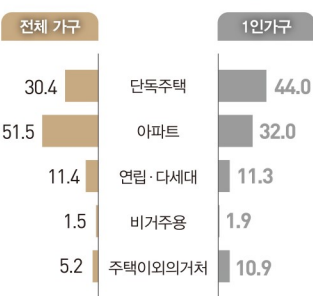
(단위 : 천가구)



## 주거

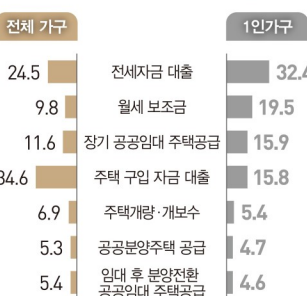
주거유형(2020)

(단위 : %)



주거지원 프로그램 선호도(2020)

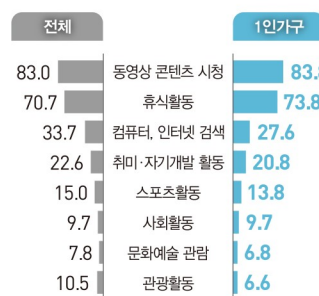
(단위 : %)



## 여가·안전·환경

여가활동(주말기준, 2021)

(단위 : %)



안전 의식·현재 생활환경(2020)

(단위 : %)

